

## Quick Connector and Jumper Reference

### MAINBOARD

**FAN:** CPU cooling fan connector



**CN1:** WOL (Wake-on-LAN) Conn.



**CN2:** Creative's SB-Link connector(links AWE64D with PCI Bus Mastering)

**CN4:** Game/MIDI Header

**JP3:**Keyboard Power-on Function jumper

1~2 short: Enable

2~3 short: Disable

**JP1:** On board VGA chip jumper

1~2: Enable

2~3: Disable

**JP2:** Clear CMOS data jumper

1~2 short : Normal (default)

2~3 short : Clear CMOS data

Notice:TV-out and S-connector for optional

**SeePU** (Jumper free CPU installation) setting table

CPU Type	CPU Speed					
	External	Clock	Frequency Ratio	Internal	Clock	
Pentium II processor	66		3.5			233
			4			266
			4.5			300
			5			333
			5			350
	100		3.5			400
			4			450
			4.5			450
			5			500
			5			500

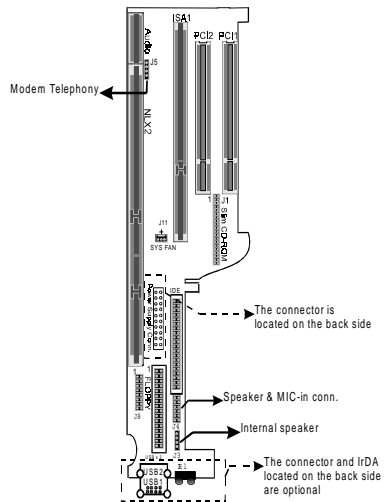
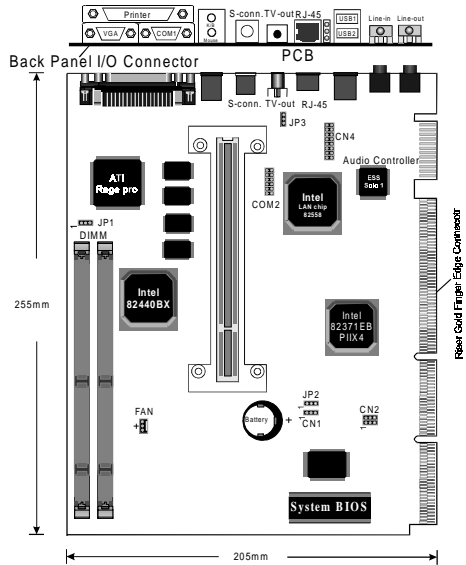
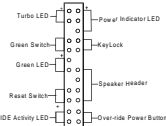
### RISER CARD for B5-N

**J11:**System cooling fan connector



**J1:**Silm CD-ROM connector

**J8:**Over-ride Power Button connector



BX/ZX-MNLX-VGA-0.1N



# *Memo*